

CALIBER YACHTS

Caliber Yachts introduces the 2005 Series (Simple Elegance) models. Caliber has taken the all-teak interior to new levels of luxury rarely found on American-built yachts. From the hand-crafted soft interior headliner, to the premium glass finish of the teak and holly sole, Caliber uses no labor-saving cold hard fiberglass liners to disturb a truly livable interior. One look and you'll immediately feel the warmth of the hand-selected teak that completely surrounds you.

Caliber. A yacht created to meet the rigorous demands of the sea, and the quality-minded sailor.

As to how swiftly a boat sails, how well she handles, and how she weathers the sea—these are a direct result of her design. Caliber's efforts at the drawing board have produced the ideal underbody configuration for Long Range Cruising, but not at the cost of maneuverability or speed.

A modified fin keel with skeg-hung rudder makes a Caliber exceptionally responsive and quick. And she has outstanding directional stability, which enables her to keep a true course, even through pounding seas. Together, these characteristics add up to cruising performance unmatched by a racing fin or full-keel design—A serious offshore cruiser, with excellent all-around capabilities.



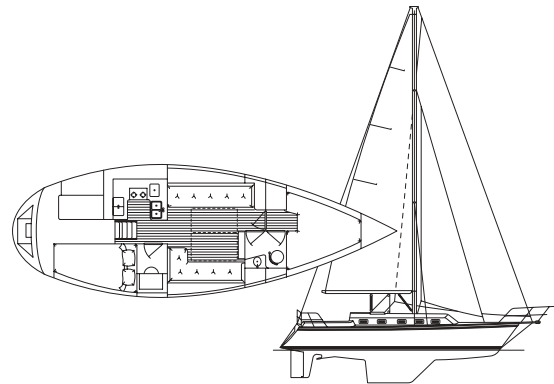
Caliber Yachts, Inc.
 4551 107th Circle N., Clearwater, FL 33762
 727-573-0627, fax: 727-573-2413
www.caliberyacht.com, email: caliberlrc@aol.com



Caliber 35LRC SE



The Caliber LRC's clever design and uncompromising craftsmanship continue below deck in a layout that emphasizes comfort and convenience. Ventilation on all the Caliber LRCs is exceptional. All are designed with cross-ventilation being a must. The Caliber 35LRC has eleven opening portholes, five overhead hatches, and two deck cowls all strategically placed for optimal air circulation.



LOA.....	3590
LWL.....	299100
Beam.....	11940
Draft.....	4960
Displacement.....	13,100 lbs.
Ballast.....	6,100 lbs.
Sail area (total).....	563 sq. ft.
Fuel (dual systems).....	120 gal.
Water (dual systems).....	105 gal.
Auxiliary.....	29-hp Yanmar
Designer.....	Michael McCreary, N.A.

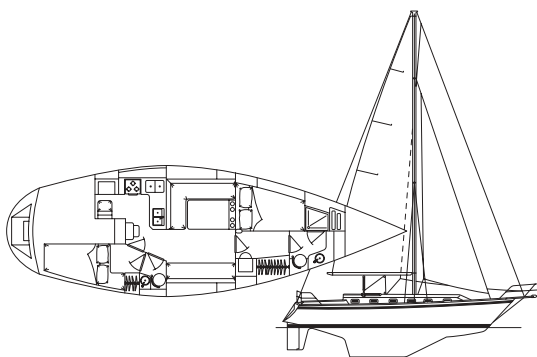
CALIBER YACHTS

Sailboats

Caliber 40LRC SE



In terms of accommodations and storage, no boat of comparable size comes close to the Caliber LRC series. The 40LRC's capabilities are exceptional. Instead of a V-berth, there is a full forward owner's cabin with a generous offset berth. The forward head features its own separate shower stall. In addition to her unique layout the Caliber 40LRC has incredible amounts of storage.

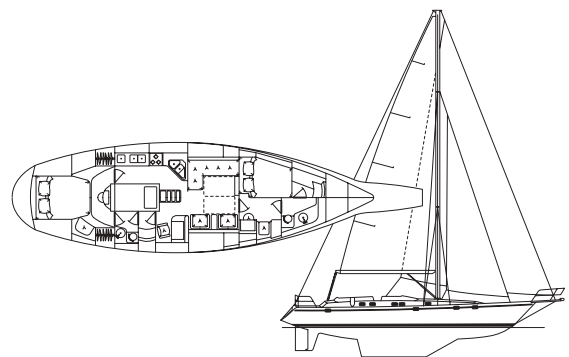


LOA.....	40'11"
LWL.....	32'6"
Beam.....	12'8"
Draft.....	5'10"
Displacement.....	21,600 lbs.
Ballast.....	9,500 lbs.
Sail area (total).....	739 sq. ft.
Fuel (dual systems).....	212 gal.
Water (dual systems).....	179 gal.
Auxiliary.....	54-hp Yanmar
Designer.....	Michael McCreary, N.A.

Caliber 47LRC SE



The Caliber LRC concepts are carried right into the flagship—the Caliber 47LRC. The center cockpit offers extra space below decks and a private aft cabin. With generous 6-by-8-foot dimensions, the Caliber 47LRC's center cockpit is very spacious. The captain has complete control for short-handed sailing. As with all Calibers, there are copious amounts of storage above and below decks.



LOA.....	52'11"
LWL.....	39'6"
Beam.....	13'2"
Draft.....	5'2"
Displacement.....	33,000 lbs.
Ballast.....	13,000 lbs.
Sail area (total).....	1,014 sq. ft.
Fuel (dual systems).....	277 gal.
Water (dual systems).....	225 gal.
Auxiliary.....	75-hp Yanmar
Designer.....	Michael McCreary, N.A.